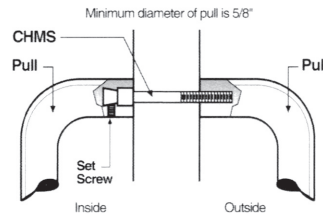


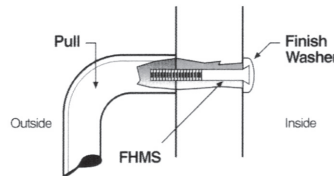
Rockwood DOOR PULLS

107-108 Standard Mountings


Thru Bolt



Back to Back



107-108 Door Pull



Features

- Metal Stainless Steel
- Fastener: 1/4 - 20 x 2-1/4" Thru Bolt Finish Washer
- Type 1 mounting
- Finish: Stock 32D
- ANSI J401

Special Order Options

- Back to Back Mounting
- Concealed Mounting
- Other Finishes (Contact Sales Department)

Stocked product

	Material Size	CTC	Overall	Projection	Clearance
107	3/4" dia	8"	8-3/4"	2-1/4"	1-1/2"
108	3/4" dia	10"	10-3/4"	2-1/4"	1-1/2"

Rockwood DOOR PULLS

110, 111, 112 Door Pull



Features

- Metal Stainless Steel
- Fastener: 1/4 - 20 x 2-1/4" Thru Bolt Finish Washer
- Type 1 mounting
- Standard 1-3/4" thick door
- Finish: Stock 32D
- ANSI J401

Special Order


- Back to Back Mounting
- Concealed Mounting Pulls
- Other Finishes (Contact Sales Department)

Stocked product

	Material Size	CTC	Overall	Projection	Clearance
110	1" dia	8"	9"	3"	2"
111	1" dia	10"	11"	3"	2"
112	1" dia	12"	13"	3"	2"

Rockwood OFFSET DOOR PULLS

BF157, BF158 Offset Door Pull



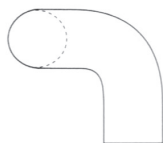
Features

- Metal Stainless Steel
- Fastener: 1/4 - 20 x 2-1/4" Thru Bolt Finish Washer
- Type 1 mounting
- Standard 1-3/4" thick door
- Finish: Stock 32D
- ANSI J401

Special Order

- Back to Back Mounting
- Concealed Mounting Pulls
- Other Finishes (Contact Sales Department)

Stocked product



	Material Size	CTC	Overall	Projection	Clearance	Offset
BF157	1" dia	10"	11"	3-1/2"	2-1/2"	4"
BF158	1" dia	12"	13"	3-1/2"	2-1/2"	4"